

Neutral Cleaner Orange



When dosing concentrate chemicals always use the recommended PPE, and always read the labels to check best practice for handling both the undiluted & ready to use solutions.

Product Usage Guide

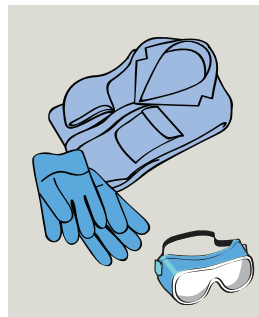
Professional



BA005-5



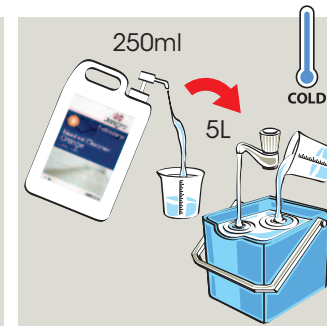
Heavy Dirt and Grease



1 Use appropriate PPE as indicated in the Safety Data Sheet.




2 Place Safety Signs.



3 Dilute 250ml per 5 litres of cold water.

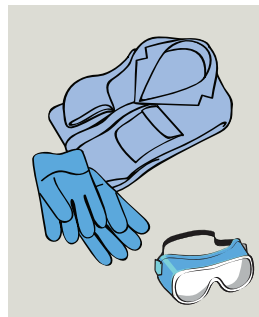


4 Wipe with mop or cloth.



5 Once surface is dry, remove Safety Signs.

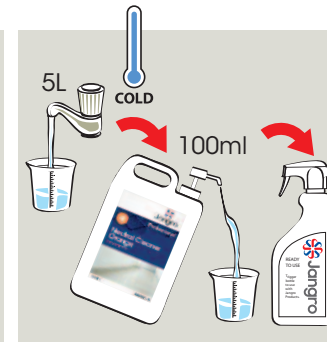
General Cleaning



1 Use appropriate PPE as indicated in the Safety Data Sheet.




2 Remove loose debris from surface by sweeping or using a cloth or tissue.



3 Dilute 100ml of solution per 5 litres of cold water in a trigger spray.



4 Wipe with mop or cloth.



5 Once surface is dry, remove Safety Signs.

Health & Safety

Please refer to relevant COSHH Safety Data Sheet



Scan for further product details



Can be used to remove graffiti at dilution rate 1:1. Leave on surface for a few minutes then wipe clean.