

Product Usage Guide

Professional



BB033-75



Areas of use

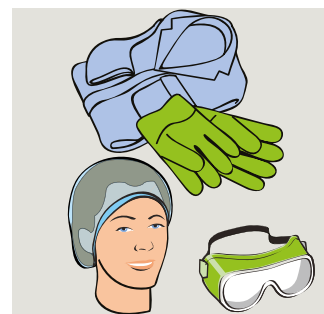


Health & Safety

Please refer to relevant COSHH Safety Data Sheet



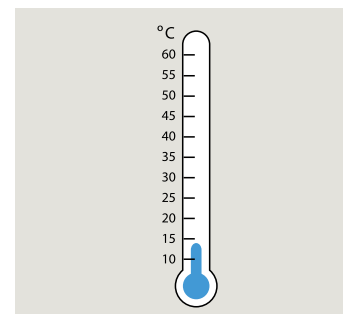
Scan for further product details



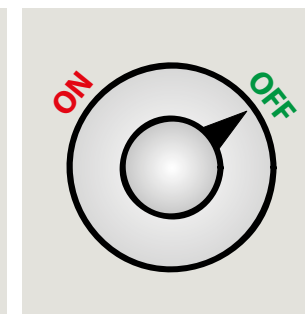
1 Use appropriate PPE as indicated in the Safety Data Sheet.



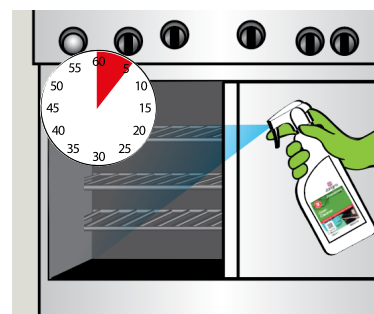
2 Place Safety Signs.




3 Ensure surfaces are cold before use.



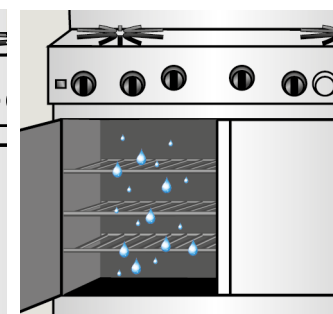
4 Turn off appliance.



5 Turn the nozzle to the 'ON' position. Spray liberally on surfaces to be cleaned and leave to sit for 5 minutes.



6 Wipe off with a cloth or abrasive pad, rinsing frequently to prevent clogging. For heavy soiling, repeat application.



7 Rinse surfaces and allow to air dry before use. Turn nozzle to the 'OFF' position.



8 Remove Safety Signs.



Do not use on aluminium, copper, brass, marble, painted surfaces or appliance lettering, heating element or fan. Do not use on self-cleaning ovens.