

* H6 General All Purpose Sanitiser

Jangro *



BB457-1



Areas for use



Health & Safety
Please refer to relevant COSHH Safety Data Sheet

www.jangro.net

Scan QR code for further product details

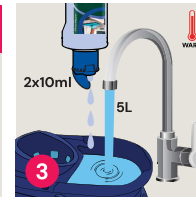
General:




Place safety signs & use the appropriate PPE as indicated in the Safety Data Sheet.




Close cap, invert the bottle for a few seconds. Turn the bottle upright & dosing cap is primed with 10ml of solution.



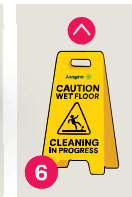
Add 2 x 10ml from dosing cap to 5 litres of warm water in a bucket.



Mop or wipe surface.



Allow to air dry.



Remove Safety Signs when floor is dry.

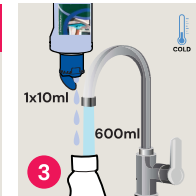
Disinfecting Hard Surfaces To kill bacteria EN1276 & EN16615. 30 seconds contact time:



Place safety signs & use the appropriate PPE as indicated in the Safety Data Sheet.



Close cap, invert the bottle for a few seconds. Turn the bottle upright & dosing cap is primed with 10ml of solution.



Add 1 x 10ml from dosing cap to 600ml cold water in trigger spray bottle.



Gently shake to mix.



Spray surface, leave for 30 seconds contact time. Wipe with a single use cloth.



Remove Safety Signs.

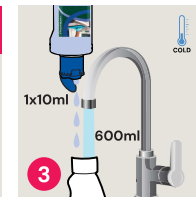
Disinfecting Hard Surfaces To kill enveloped viruses e.g. Coronaviruses. EN14476, EN16777. 1 minute contact time:




Place safety signs & use the appropriate PPE as indicated in the Safety Data Sheet.



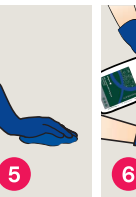
Close cap, invert the bottle for a few seconds. Turn the bottle upright & dosing cap is primed with 10ml of solution.



Add 1 x 10ml from dosing cap to 600ml cold water in trigger spray bottle (2x10ml in 1 litre of warm water for buckets).



Gently shake to mix.



Clean surface before disinfection.



Spray surface, leave for 1 minute contact time. Wipe with a single use cloth.



Remove Safety Signs.



Causes severe skin burns and eye damage.
Very toxic to aquatic life with long lasting effects.



Product Usage Guide

Premium