

# \* Acidic Toilet Cleaner and Limescale Remover

Jangro \*

 **DANGER**


## BC061-5



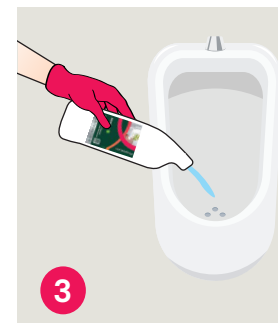
**Stubborn Stains & Descaling:**



1 Place safety Sign & use the appropriate PPE as indicated in the SDS Sheet.



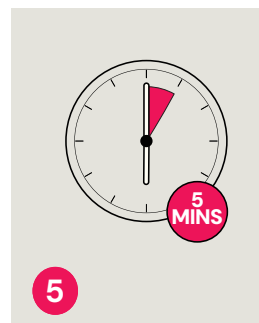
2 Carefully fill a 1 litre bottle undiluted.



3 Apply undiluted to the urinal.



4 Apply undiluted to the toilet bowl and under the rim.



5 Leave for 5 minutes.



6 Agitate with brush if necessary.



7 Flush with clean water.



8 Remove Safety Signs.

**Areas for use**



**Health & Safety**

Please refer to relevant COSHH Safety Data Sheet

[www.jangro.net](http://www.jangro.net)

Scan QR code for further product details



Causes severe skin burns and eye damage. If swallowed, rinse mouth immediately.

Premium



Product Usage Guide