

Sink & Drain Maintainer



Product Usage Guide

Professional



BC068-2

Waste Build Up and Regular Maintenance



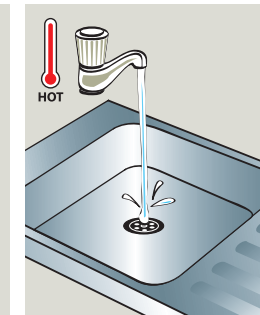
1 Use appropriate PPE as indicated in the Safety Data Sheet and place Safety Signs.



2 Pour 250ml into drain or sink, 1 or 2 times a week.



3 Leave for 20 minutes.



4 Flush drain or sink with hot water.



5 Remove Safety Signs.

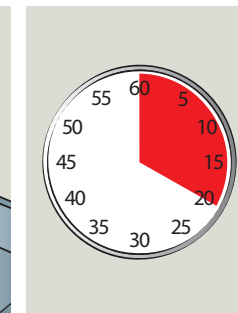
Blockage



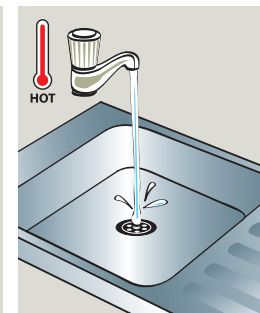
1 Use appropriate PPE as indicated in the Safety Data Sheet and place Safety Signs.



2 Pour 500ml slowly into drain or sink.




3 Allow up to 20 minutes for blockage to clear. Leave overnight if possible.



4 Flush drain or sink with hot water.



5 Remove Safety Signs.

 After use, do not use a plunger as product may still be present in outlet pipe.

Health & Safety

Please refer to relevant COSHH Safety Data Sheet



Scan for further product details