

* Fast Acting Floor Polish Remover

Jangro *



BD095-5


Recommended Dosage	
Removal with mop	800ml per 5 litres of water.
Removal with machine	100ml per 5 litres of water.



Removing polish:




1 Place safety Sign & use the appropriate PPE as indicated in the SDS Sheet.



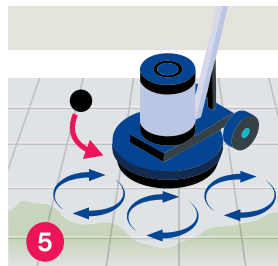
2 Sweep floor.



3 Dilute following the recommended dosage guide above.



4 Apply solution liberally to the floor using mop or scrubber. Leave for 5 minutes but do not let dry.



5 Agitate with a mop or scrub with floor machine with black stripping pad.



6 Remove slurry with wet suction machine or clean dry mop.



7 Use a clean, dry, or new mop head. Rinse with a solution of 1 capful of vinegar per 5 litres water to neutralise, where required.



8 Remove Safety Signs when floor is dry.



Use your preferred Jangro floor seal &/or polish for the best finish.

Areas for use



Health & Safety

Please refer to relevant COSHH Safety Data Sheet

www.jangro.net

Scan QR code for further product details



Causes severe skin burns and eye damage. May cause respiratory irritation. Avoid breathing vapours.

Professional



Product Usage Guide