

Product Usage Guide

PREMIUM

BG067-5



Areas of use

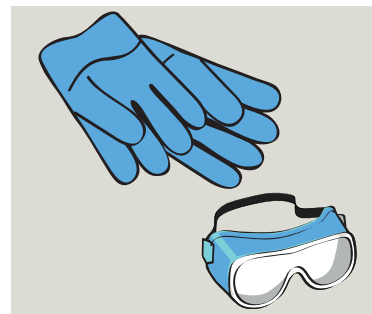


Health & Safety

Please refer to relevant COSHH Safety Data Sheet



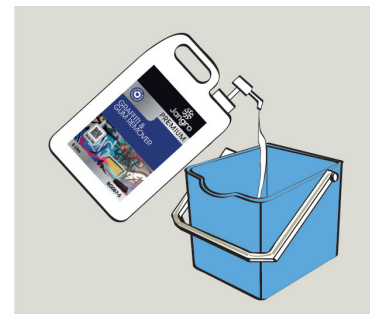
Scan for further product details




1 Use appropriate PPE as indicated in the Safety Data Sheet.



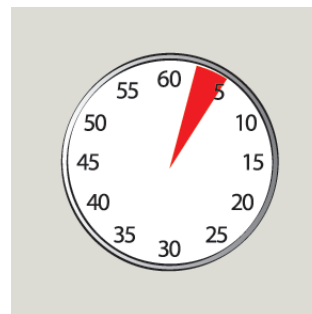
2 Place Safety Signs.




3 No need to dilute, use product neat.



4 Clean or wipe the surface then apply product liberally over the affected area.



5 Leave the product to penetrate for 3-5 minutes.



6 Rub area with a wipe or brush to remove any marks or graffiti, or use scraper to remove gum.



7 Wipe surface with a clean dry cloth.



8 Remove Safety Signs. Repeat process as necessary.



Before use it is recommended to test an inconspicuous area first.