

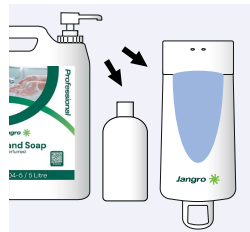
# \* Hand Soap

Jangro \*

## BK104-5



### Instruction for uses:



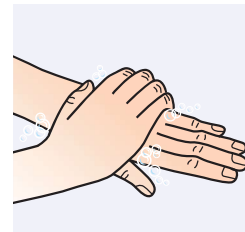
**1** Use pelican pump on 5L bottle to dispense into smaller bottle or dispenser.



**2** Remove any jewellery from hands and wrists to allow effective cleaning. Wet hands with clean water and apply hand soap.



**3** Rub hands to produce a lather.



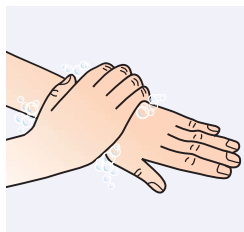
**4** Right palm over the back of the left hand and vice versa.



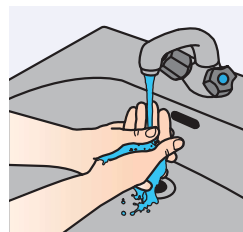
**5** Intertwine the fingers of the right hand over the left and vice versa. Pay particular attention to the areas between fingers and finger nails.




**6** Rotationally rub backwards and forwards with clasped fingers of the right hand in the left palm. Change hands and repeat.



**7** Grip the left wrist and work cleanser into the skin. Do the same with the right wrist.



**8** Rinse of all traces of soap and lather with clean water.



**9** Dry hands thoroughly with a disposable paper towel.



**10** Discard paper towel in waste bin, avoid touching the bin.

### Areas for use



### Health & Safety

Please refer to relevant COSHH Safety Data Sheet

[www.jangro.net](http://www.jangro.net)

Scan QR code for further product details

Professional

Product Usage Guide