


* Bactericidal Foam Hand Wash


Jangro *


BK109-C1

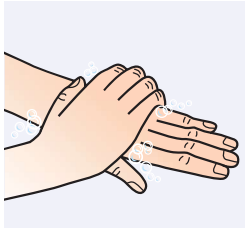



Instructions for use:

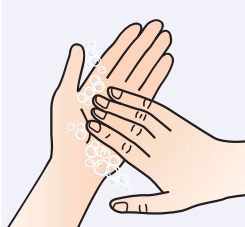
- 


1 Insert cartridge into the wall mounted dispenser
- 

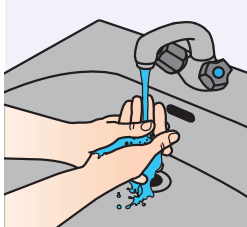
2 Remove any jewellery from hands and wrists to allow effective cleaning. Wet hands with clean water and apply hand soap.
- 


3 Rub hands to produce a lather.
- 


4 Right palm over the back of the left hand and vice versa.
- 

5 Intertwine the fingers of the right hand over the left and vice versa. Pay particular attention to the areas between fingers and finger nails.
- 

6 Rotationally rub backwards and forwards with clasped fingers of the right hand in the left palm. Change hands and repeat.
- 

7 Grip the left wrist and work cleanser into the skin. Do the same with the right wrist.
- 

8 Rinse of all traces of soap and lather with clean water.
- 

9 Dry hands thoroughly with a disposable paper towel.
- 

10 Discard paper towel in waste bin, avoid touching the bin.

Areas for use



Health & Safety
Please refer to relevant COSHH Safety Data Sheet

www.jangro.net

Scan QR code for further product details

Professional



Product Usage Guide