

# \* Alcohol Gel Hand Rub with moisturiser

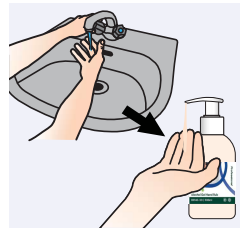
Jangro \*



## BK140-50



Instructions  
for use:



**1** Remove any jewellery from hands and wrists to allow effective cleaning. Wet hands with clean water and apply hand soap and then dry.



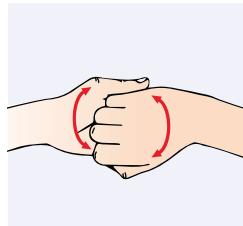
**2** 1 pump is approx. 2ml. Use sufficient product (2 – 4ml) to ensure complete coverage. Start by rubbing hands palm to palm.



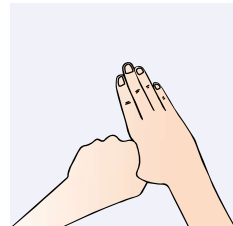
**3** Rub back of each hand with palm of other hand with fingers interlaced.



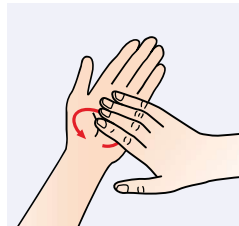
**4** Rub palm to palm with fingers interlaced.



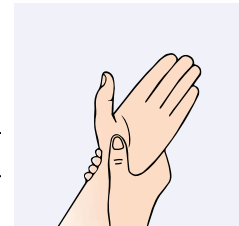
**5** Rub with back of fingers to opposing palms with fingers interlocked.



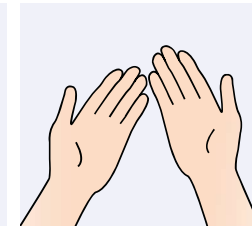
**6** Rub each thumb clasped in opposite hand using rotational movement.



**7** Rub fingers in opposite palm in a circular motion.



**8** Rub each wrist with opposite hand.



**9** Rub until hands are dry. Steps 3 – 9 should take at least 60 seconds.

Areas for use



Health & Safety  
Please refer to  
relevant COSHH  
Safety Data Sheet

[www.jangro.net](http://www.jangro.net)

Scan QR code for further product details

Professional



Product Usage Guide