

# \* Alcohol Gel Hand Rub with moisturiser

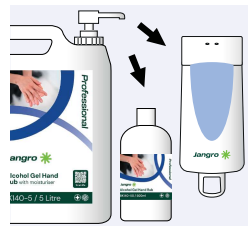
Jangro \*



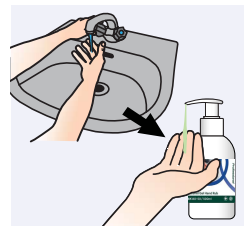
## BK140-5



### Instructions for use:



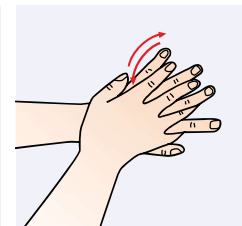
**1** Use pelican pump on 5L bottle to dispense into pump bottle or dispenser.



**2** For use on visibly clean hands only. If hands are dirty, wash with soap and water, rinse and dry before applying.



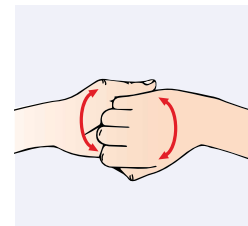
**3** 1 pump is approx. 2ml. Use sufficient product (2 – 4ml) to ensure complete coverage. Start by rubbing hands palm to palm.



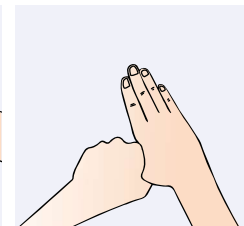
**4** Rub back of each hand with palm of other hand with fingers interlaced.



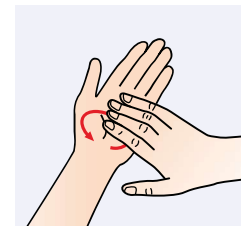
**5** Rub palm to palm with fingers interlaced.



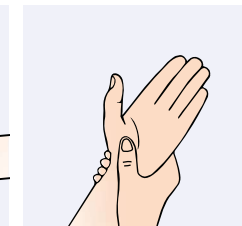
**6** Rub with back of fingers to opposing palms with fingers interlocked.



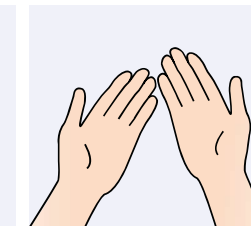
**7** Rub each thumb clasped in opposite hand using rotational movement.



**8** Rub fingers in opposite palm in a circular motion.



**9** Rub each wrist with opposite hand.



**10** Rub until hands are dry. Steps 3 – 9 should take at least 60 seconds.

### Areas for use



**Health & Safety**  
Please refer to relevant COSHH Safety Data Sheet

[www.jangro.net](http://www.jangro.net)

Scan QR code for further product details

Professional



Product Usage Guide