

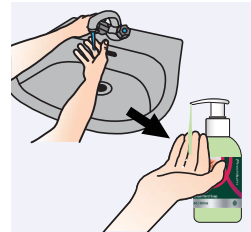
# \* Bactericidal Hand Soap

Jangro \*

## BK170-50



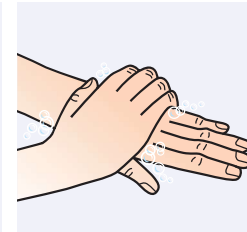
### Instructions for use:



**1** Remove any jewellery from hands and wrists to allow effective cleaning. Wet hands with clean water and apply hand soap.



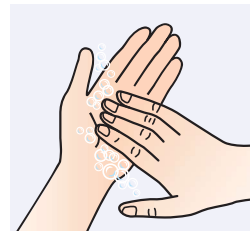
**2** Rub hands to produce a lather.



**3** Right palm over the back of the left hand and vice versa.



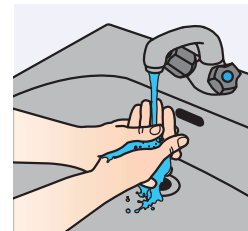
**4** Intertwine the fingers of the right hand over the left and vice versa. Pay particular attention to the areas between fingers and finger nails.



**5** Rotationally rub backwards and forwards with clasped fingers of the right hand in the left palm. Change hands and repeat.




**6** Grip the left wrist and work cleanser into the skin. Do the same with the right wrist.



**7** Rinse of all traces of soap and lather with clean water.



**8** Dry hands thoroughly with a disposable paper towel.



**9** Discard paper towel in waste bin, avoid touching the bin.

### Areas for use



### Health & Safety

Please refer to relevant COSHH Safety Data Sheet

[www.jangro.net](http://www.jangro.net)

Scan QR code for further product details

Premium



Product Usage Guide