

* Bactericidal Hand Soap

Jangro *

BK170-C1



Instructions for use:



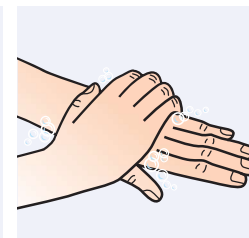
1 Insert cartridge into the wall mounted dispenser



2 Remove any jewellery from hands and wrists to allow effective cleaning. Wet hands with clean water and apply hand soap.



3 Rub hands to produce a lather.



4 Right palm over the back of the left hand and vice versa.



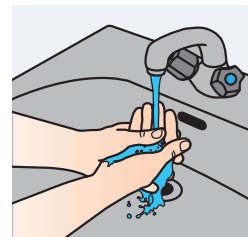
5 Intertwine the fingers of the right hand over the left and vice versa. Pay particular attention to the areas between fingers and finger nails.



6 Rotationally rub backwards and forwards with clasped fingers of the right hand in the left palm. Change hands and repeat.




7 Grip the left wrist and work cleanser into the skin. Do the same with the right wrist.



8 Rinse of all traces of soap and lather with clean water.



9 Dry hands thoroughly with a disposable paper towel.



10 Discard paper towel in waste bin, avoid touching the bin.

Areas for use



Health & Safety
Please refer to relevant COSHH Safety Data Sheet

www.jangro.net

Scan QR code for further product details

Premium



Product Usage Guide