

* Citrus Hand Scrub

Heavy Duty with Natural Extract

Jangro *

BK212-5



Instruction for uses:



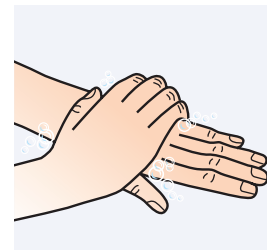
1 Use pelican pump on 5l bottle to dispense direct to hands or use through a suitable dispenser



2 Remove any jewellery from hands and wrists to allow effective cleaning. Wet hands with clean water and apply hand soap.



3 Rub hands to produce a lather.



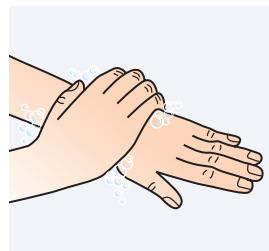
4 Right palm over the back of the left hand and vice versa.



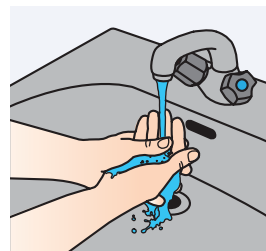
5 Intertwine the fingers of the right hand over the left and vice versa. Pay particular attention to the areas between fingers and finger nails.




6 Rotationally rub backwards and forwards with clasped fingers of the right hand in the left palm. Change hands and repeat.



7 Grip the left wrist and work cleanser into the skin. Do the same with the right wrist.



8 Rinse of all traces of soap and lather with clean water.



9 Dry hands thoroughly with a disposable paper towel.



10 Discard paper towel in waste bin, avoid touching the bin.

Areas for use



Health & Safety

Please refer to relevant COSHH Safety Data Sheet

www.jangro.net

Scan QR code for further product details



Avoid contact with eyes.
If contact occurs, rinse immediately with clean water.

Professional

Product Usage Guide