

## Product Usage Guide

Professional

### BA037-75

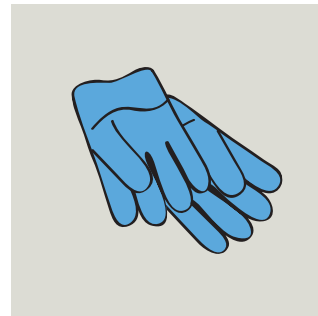


#### Health & Safety

Please refer to relevant COSHH Safety Data Sheet



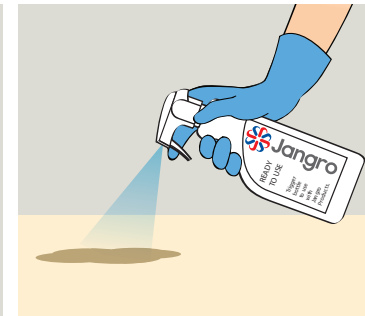
Scan for further product details



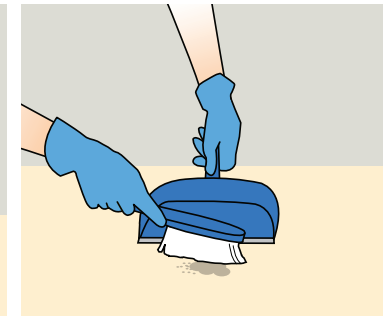
**1** Use appropriate PPE as indicated in the Safety Data Sheet.



**2** Place Safety Signs.



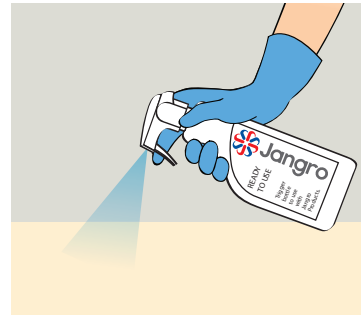
**3** Spray the offending material to help neutralise the immediate odour.



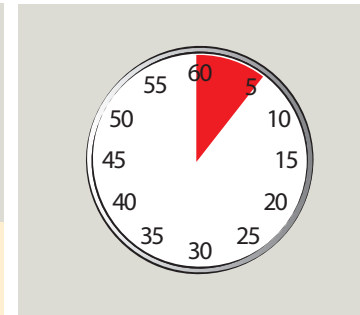
**4** Remove as much solid by dustpan and brush.



**5** Blot urine/liquids with white paper towel.



**6** Re-spray surface liberally.



**7** Allow to overcome both malodour and its cause.



**8** Remove Safety Signs.