

Foaming Washroom Cleaner


Jangro

Product Usage Guide

PREMIUM



BC009-5



Health & Safety

Please refer to relevant COSHH Safety Data Sheet




Scan for further product details

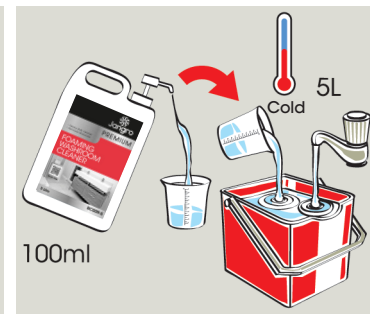
General Cleaning



1 Use appropriate PPE as indicated in the Safety Data Sheet.



2 Place Safety Signs.



3 Dilute 100ml per 5 litres of cold water (1:50).



4 Mop or wipe surface.




5 Once surface is dry remove Safety Signs.

Removing Limescale, body fat & Stubborn soil



1 Use appropriate PPE as indicated in the Safety Data Sheet.



2 Place Safety Signs.



3 Pour undiluted solution into bottle fitted with foaming spray.



4 Spray cloth and wipe clean surface.



5 Once surface is dry remove Safety Signs.



Not for use on cast iron enamelled baths, marble or limestone.

www.jangro.net