

Grease Trap Maintainer


Jangro

Product Usage Guide

PREMIUM

BC280-5



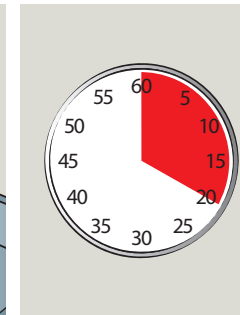
Drain Maintenance



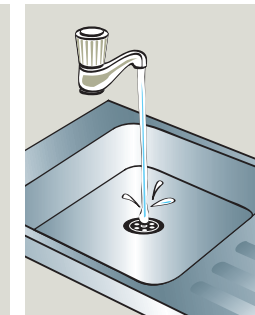
1 Use appropriate PPE as indicated in the Safety Data Sheet and place Safety Signs.



2 Pour 50-100ml into drain or sink, 1 or 2 times a week during quiet periods.



3 Leave for 20 minutes.



4 Flush drain or sink with water.



5 Remove Safety Signs.

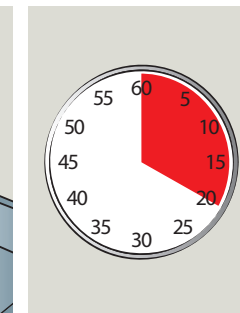
Grease Trap Maintenance



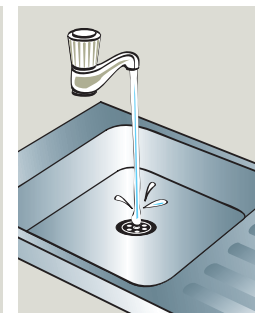
1 Use appropriate PPE as indicated in the Safety Data Sheet and place Safety Signs.



2 Pour 500-1000ml into the drain or sink flowing to the trap.



3 Leave for 20 minutes.



4 Flush drain or sink with water.




5 Remove Safety Signs.

Health & Safety

Please refer to relevant COSHH Safety Data Sheet



Scan for further product details

 Disinfectants, bleach, caustic and acid products will adversely affect the biological action.

www.jangro.net